

**REMOVE SHARP EDGES
DO NOT SCALE**

*This drawing is protected
by COPYRIGHT ©
All information remains
the exclusive property of
GREENS GLOBAL LTD.*

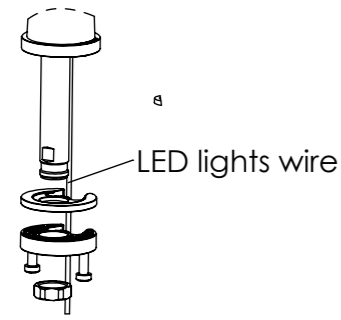
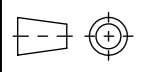
REV	CN	DATE	AMENDMENT

MATERIAL SPECIFICATION	
SURFACE FINISH	1.6/√ ALL OVER UNLESS NOTED OTHERWISE
TOLERANCES	0 ± 2mm 0.0 ± 0.2mm 0.00 ± 0.05mm UNLESS NOTED OTHERWISE

GREENS GLOBAL LTD

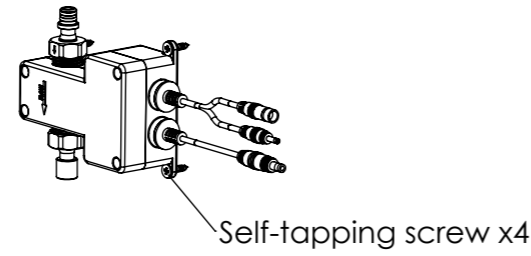
Title: **LINE DRAWING
- GALIANO TOUCH PULL-DOWN**

DATE: 07-09-2021	ITEM No
DRAWN: JT	REV A
VERIF'D:	DRG No 4888-L
VALID'D:	SCALE: 1:5
	Sheet 1 of 3
	A4



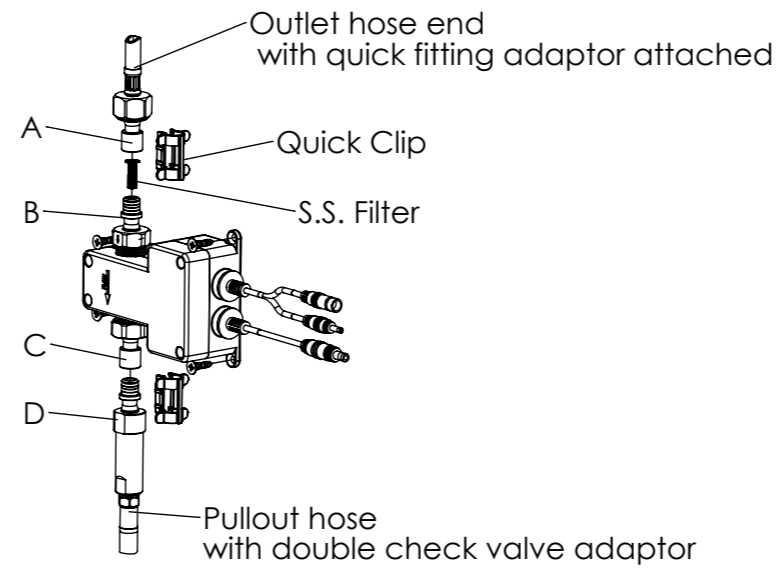
LED lights wire

1. Install Pulldown Mixer as normal (Don't damage LED lights wire).

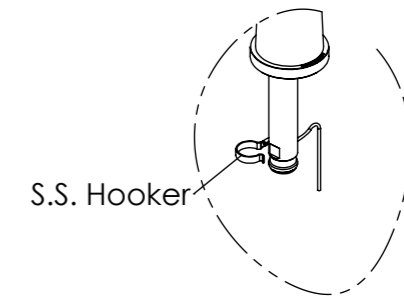


Self-tapping screw x4

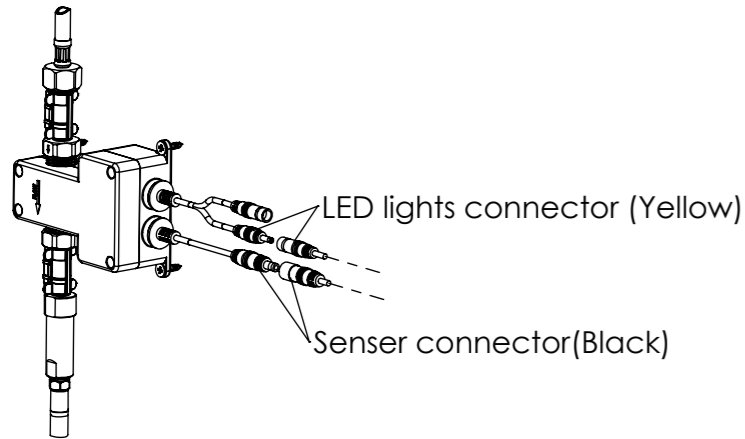
2. Electronic control box is mounted on internal wall of cabinet (4 self-tapping screws are supplied)



3. Connect **A** and **B**, **C** and **D** by quick clip. (Note s.s. filter in upper connector)

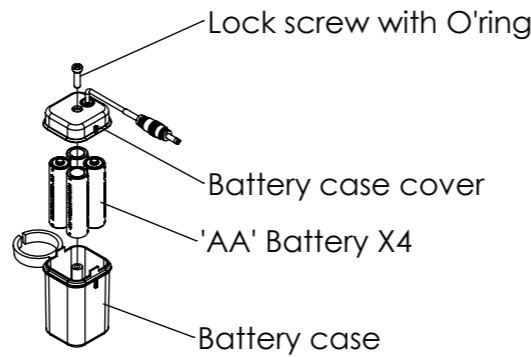


4. Position S.S hooker on the groove of the mounting tail and click in.

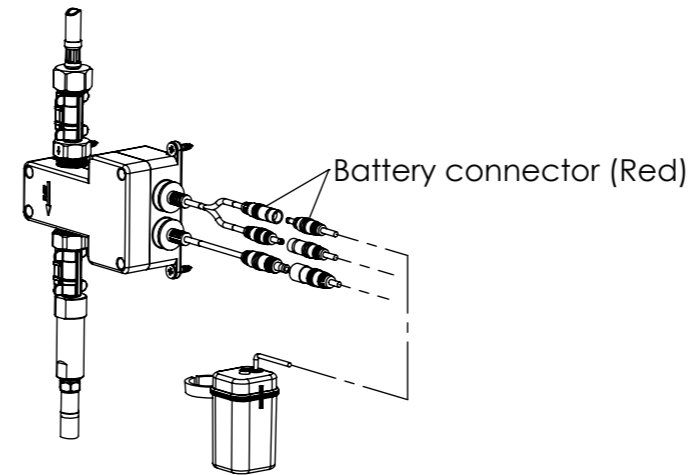


5. Connect sensor wire and LED wire to the electronic control box.

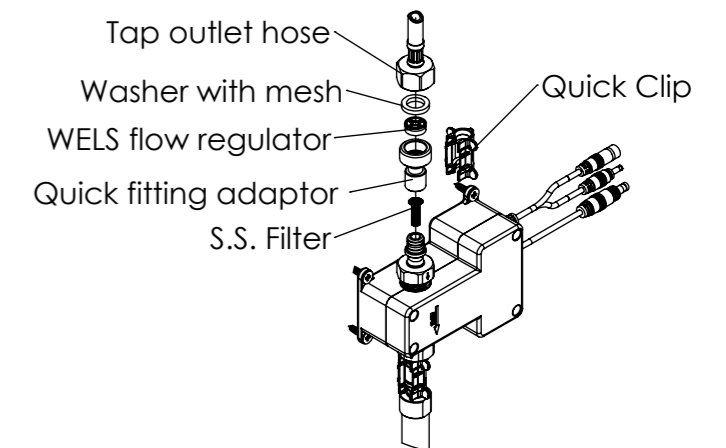
6. Open shut-off valve and tune on tap. (No water come out or water come out are normal.)



7. Fitting AAx4 battery in battery case. Tighten lock screw by screw driver. . The Battery box can be hanged on anywhere in the cabinet (The extension wire is included)

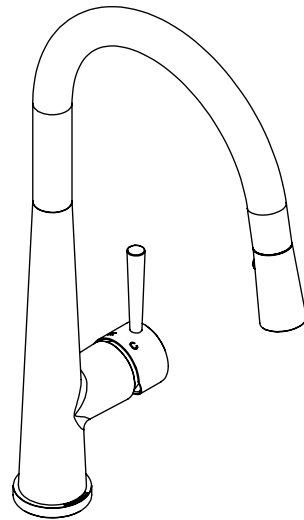
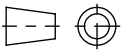


8. Connect battery wire to electronic control box. LED light will stay on position for 10 seconds and off automatically. (System is set) Wait for 1 minutes before using.



Mesh, fitting and flow regulator cleaning

<p>REMOVE SHARP EDGES DO NOT SCALE</p> <p><i>This drawing is protected by COPYRIGHT ©. All information remains the exclusive property of GREENS GLOBAL LTD.</i></p>					<p>MATERIAL SPECIFICATION</p>	<p>SURFACE FINISH 1.6/ ALL OVER UNLESS NOTED OTHERWISE TOLERANCES 0 ± 2.0mm 0.0 ± 0.2mm 0.00 ± 0.05mm UNLESS NOTED OTHERWISE</p>	<p>GREENS GLOBAL LTD</p>		<p>DATE: 07-09-2021</p>	<p>ITEM No</p>	
							<p>Drawn:</p>	<p>REV A</p>	<p>DRG No. 4888-E</p>		
							<p>Verified:</p>				
	<p>REV</p>	<p>CN</p>	<p>DATE</p>	<p>AMENDMENT</p>			<p>Valid:</p>	<p>SCALE: 1:5</p>	<p>Sheet 2 of 3</p>	<p>A3</p>	



REMOVE SHARP EDGES
DO NOT SCALE

*This drawing is protected
by COPYRIGHT ©
All information remains
the exclusive property of
GREENS GLOBAL LTD.*

REV	CN	DATE	AMENDMENT

MATERIAL
SPECIFICATION

SURFACE FINISH
1.6/
▽ ALL OVER
UNLESS NOTED OTHERWISE

TOLERANCES
0 ± 2mm
0.0 ± 0.2mm
0.00 ± 0.05mm
UNLESS NOTED OTHERWISE

GREENS GLOBAL LTD

Title:
THUMBNAIL DRAWING
- GALIANO TOUCH PULL-DOWN

DATE:
07-09-2021

DRAWN: JT

VERIFD:

VALID'D:

ITEM No

REV A **DRG No** 4888-T

SCALE: 1:5 **Sheet 3of 3** A4